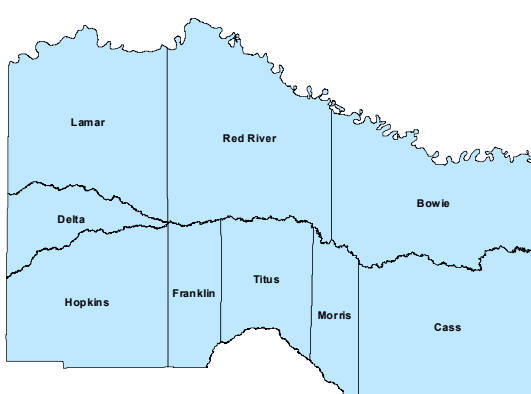
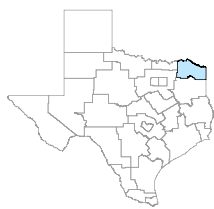


Northeast Texas Workforce Development Area

October 2022



WDA Labor Force Statistics

	Oct-22	Sep-22	Oct-21	Yearly Change
Civilian Labor Force	124,829	124,529	124,917	-88
Employed	119,470	119,271	118,710	760
Unemployed	5,359	5,258	6,207	-848
Unemployment Rate	4.3%	4.2%	5.0%	-0.7%

Texas Labor Force Statistics

	Oct-22	Sep-22	Oct-21	Yearly Change
Civilian Labor Force	14,631,154	14,538,098	14,309,311	321,843
Employed	14,081,390	13,981,703	13,624,063	457,327
Unemployed	549,764	556,395	685,248	-135,484
Unemployment Rate	3.8%	3.8%	4.8%	-1.0%

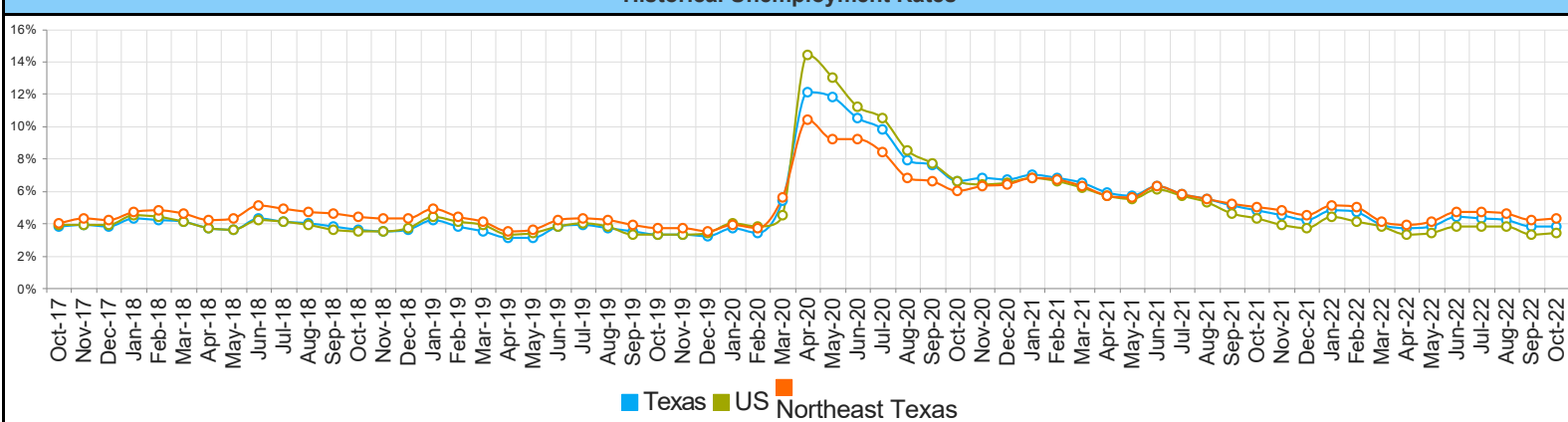
US Labor Force Statistics

	Oct-22	Sep-22	Oct-21	Yearly Change
Civilian Labor Force	164,753,000	164,463,000	161,863,000	2,890,000
Employed	159,144,000	159,003,000	154,966,000	4,178,000
Unemployed	5,609,000	5,460,000	6,896,000	-1,287,000
Unemployment Rate	3.4%	3.3%	4.3%	-0.9%

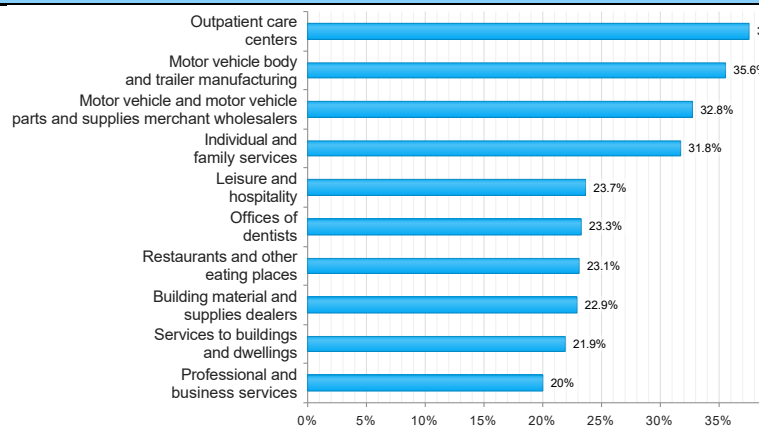
Continued Claims for the Week of the 12th

	Oct-22	Sep-22	Oct-21	Yearly Change
WDA	814	731	872	-58
Texas	74,333	77,163	90,358	-16,025

Historical Unemployment Rates



Projected Top Ten Fastest Growing Industries in WDA (% Growth 2020-2030)



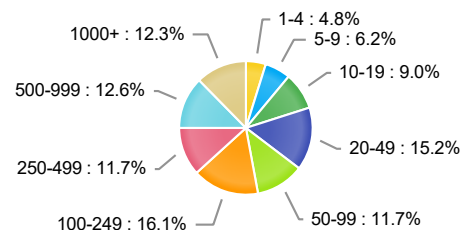
Average Weekly Wage (2nd Quarter 2022)

	Q2 2022	Q1 2022	Q2 2021	Quarterly Change	Yearly Change
WDA	\$914	\$891	\$849	\$23	\$65
Texas	\$1,284	\$1,368	\$1,210	\$-84	\$74
US	\$1,294	\$1,374	\$1,241	\$-80	\$53

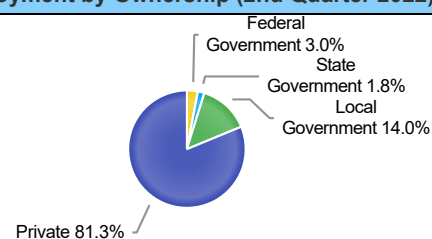
Employment by Industry (2nd Quarter 2022, Percent Change)

Industry	Employment	% of Total	% Quarterly Change	% Yearly Change
Natural Resources and Mining	1,059	0.9%	-1.4%	-3.3%
Construction	5,465	4.8%	1.2%	-2.1%
Manufacturing	19,687	17.5%	2.0%	5.6%
Trade, Transportation and Utilities	23,800	21.1%	-0.2%	1.3%
Information	577	0.5%	0.5%	7.4%
Financial Activities	4,270	3.8%	1.2%	5.6%
Professional and Business Services	7,127	6.3%	1.0%	-1.7%
Education and Health Services	30,889	27.4%	0.2%	1.6%
Leisure and Hospitality	11,253	10.0%	5.1%	-1.2%
Other Services	2,427	2.2%	1.0%	3.0%
Public Administration	6,171	5.5%	-1.9%	-7.8%

Employment by Size Class (2nd Quarter 2022)



Employment by Ownership (2nd Quarter 2022)



Employment by Industry (2nd Quarter 2022)

