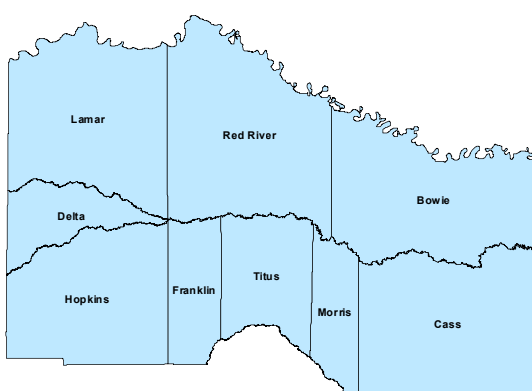
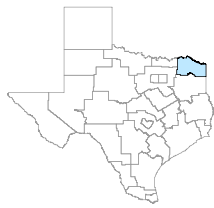


Northeast Texas Workforce Development Area

November 2022



WDA Labor Force Statistics

	Nov-22	Oct-22	Nov-21	Yearly Change
Civilian Labor Force	124,628	124,754	124,863	-235
Employed	119,376	119,397	118,873	503
Unemployed	5,252	5,357	5,990	-738
Unemployment Rate	4.2%	4.3%	4.8%	-0.6%

Texas Labor Force Statistics

	Nov-22	Oct-22	Nov-21	Yearly Change
Civilian Labor Force	14,704,535	14,630,713	14,393,136	311,399
Employed	14,160,347	14,081,149	13,742,125	418,222
Unemployed	544,188	549,564	651,011	-106,823
Unemployment Rate	3.7%	3.8%	4.5%	-0.8%

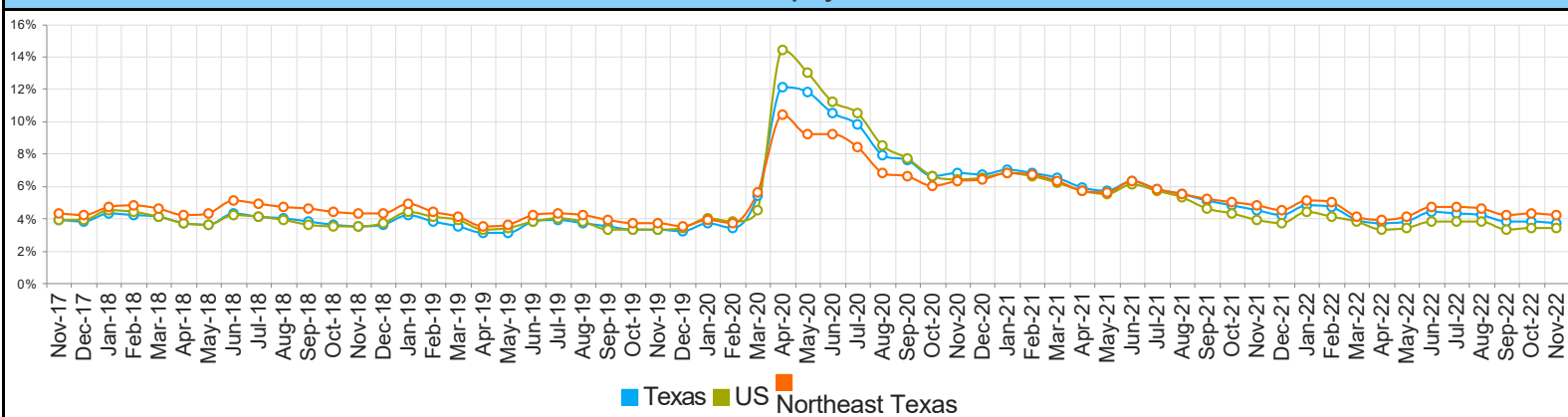
US Labor Force Statistics

	Nov-22	Oct-22	Nov-21	Yearly Change
Civilian Labor Force	164,272,000	164,753,000	162,099,000	2,173,000
Employed	158,749,000	159,144,000	155,797,000	2,952,000
Unemployed	5,523,000	5,609,000	6,302,000	-779,000
Unemployment Rate	3.4%	3.4%	3.9%	-0.5%

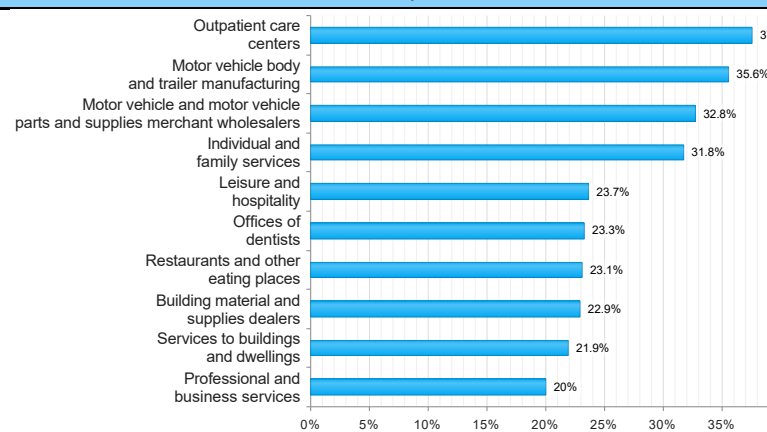
Continued Claims for the Week of the 12th

	Nov-22	Oct-22	Nov-21	Yearly Change
WDA	825	824	856	-31
Texas	79,562	75,316	85,323	-5,761

Historical Unemployment Rates



Projected Top Ten Fastest Growing Industries in WDA (% Growth 2020-2030)



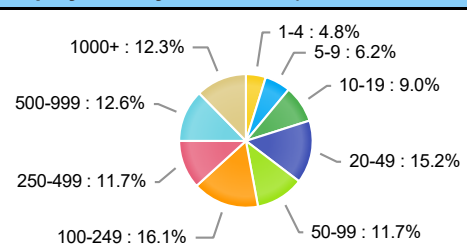
Average Weekly Wage (2nd Quarter 2022)

	Q2 2022	Q1 2022	Q2 2021	Quarterly Change	Yearly Change
WDA	\$914	\$891	\$849	\$23	\$65
Texas	\$1,284	\$1,368	\$1,210	-\$84	\$74
US	\$1,294	\$1,374	\$1,241	-\$80	\$53

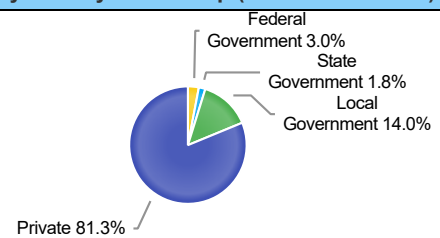
Employment by Industry (2nd Quarter 2022, Percent Change)

Industry	Employment	% of Total	% Quarterly Change	% Yearly Change
Natural Resources and Mining	1,059	0.9%	-1.4%	-3.3%
Construction	5,465	4.8%	1.2%	-2.1%
Manufacturing	19,687	17.5%	2.0%	5.6%
Trade, Transportation and Utilities	23,800	21.1%	-0.2%	1.3%
Information	577	0.5%	0.5%	7.4%
Financial Activities	4,270	3.8%	1.2%	5.6%
Professional and Business Services	7,127	6.3%	1.0%	-1.7%
Education and Health Services	30,889	27.4%	0.2%	1.6%
Leisure and Hospitality	11,253	10.0%	5.1%	-1.2%
Other Services	2,427	2.2%	1.0%	3.0%
Public Administration	6,171	5.5%	-1.9%	-7.8%

Employment by Size Class (2nd Quarter 2022)



Employment by Ownership (2nd Quarter 2022)



Employment by Industry (2nd Quarter 2022)

