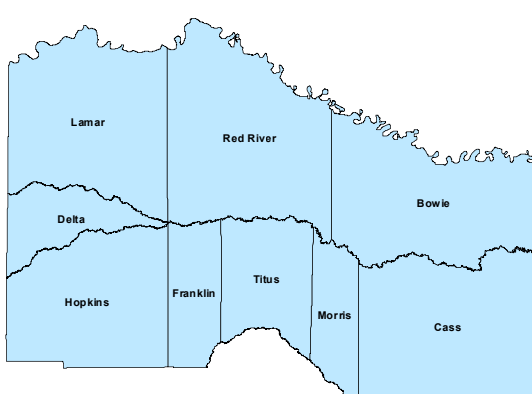
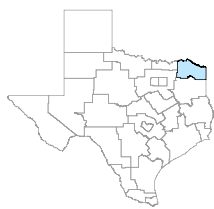


Northeast Texas Workforce Development Area

September 2022



WDA Labor Force Statistics

	Sep-22	Aug-22	Sep-21	Yearly Change
Civilian Labor Force	124,590	124,538	124,904	-314
Employed	119,323	118,866	118,412	911
Unemployed	5,267	5,672	6,492	-1,225
Unemployment Rate	4.2%	4.6%	5.2%	-1.0%

Texas Labor Force Statistics

	Sep-22	Aug-22	Sep-21	Yearly Change
Civilian Labor Force	14,538,929	14,541,555	14,257,887	281,042
Employed	13,982,071	13,934,753	13,536,298	445,773
Unemployed	556,858	606,802	721,589	-164,731
Unemployment Rate	3.8%	4.2%	5.1%	-1.3%

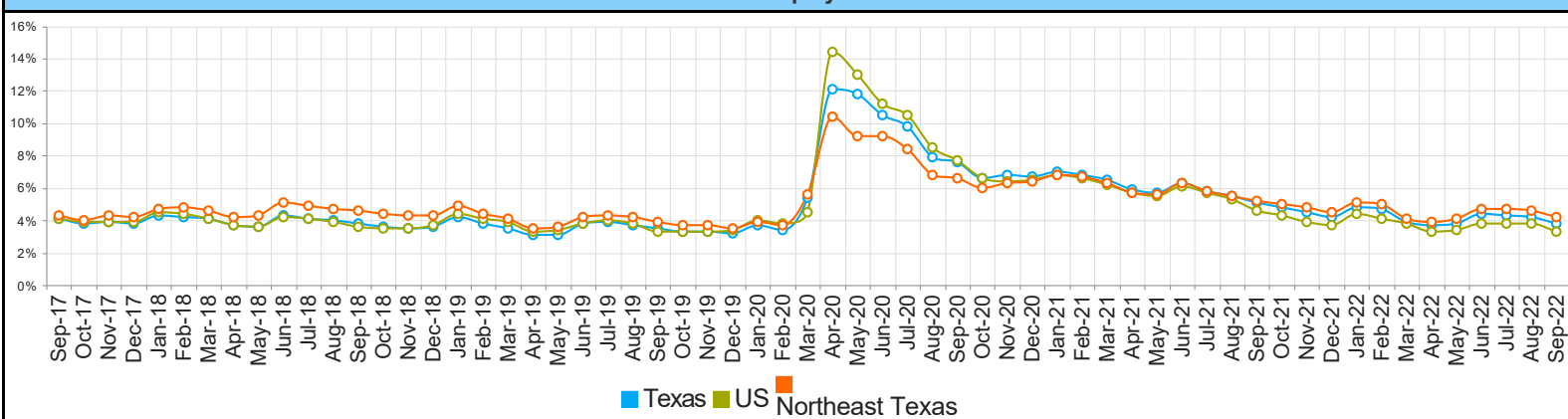
US Labor Force Statistics

	Sep-22	Aug-22	Sep-21	Yearly Change
Civilian Labor Force	164,463,000	164,971,000	161,392,000	3,071,000
Employed	159,003,000	158,714,000	154,026,000	4,977,000
Unemployed	5,460,000	6,256,000	7,366,000	-1,906,000
Unemployment Rate	3.3%	3.8%	4.6%	-1.3%

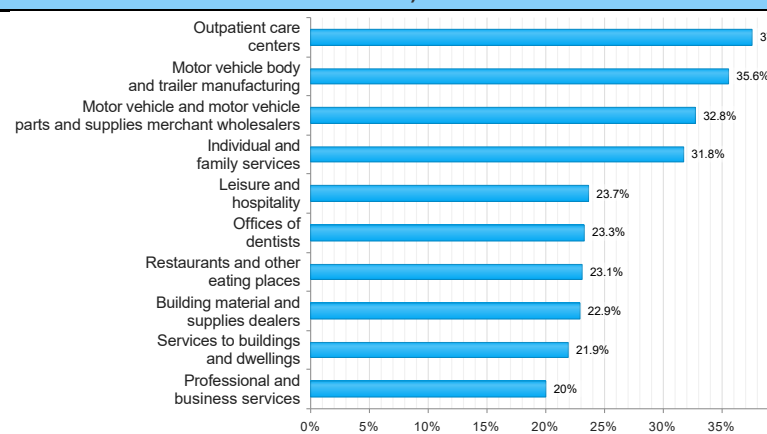
Continued Claims for the Week of the 12th

	Sep-22	Aug-22	Sep-21	Yearly Change
WDA	722	729	960	-238
Texas	75,975	80,829	103,584	-27,609

Historical Unemployment Rates



Projected Top Ten Fastest Growing Industries in WDA (% Growth 2020-2030)



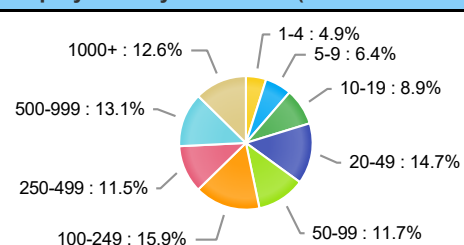
Average Weekly Wage (1st Quarter 2022)

	Q1 2022	Q4 2021	Q1 2021	Quarterly Change	Yearly Change
WDA	\$886	\$956	\$810	\$-70	\$76
Texas	\$1,369	\$1,375	\$1,259	\$-6	\$110
US	\$1,374	\$1,418	\$1,288	\$-44	\$86

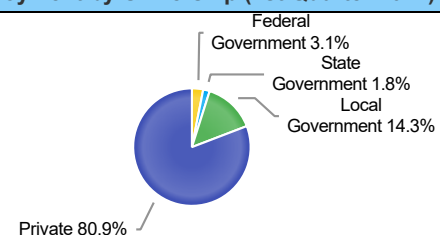
Employment by Industry (1st Quarter 2022, Percent Change)

Industry	Employment	% of Total	% Quarterly Change	% Yearly Change
Natural Resources and Mining	1,073	1.0%	-1.3%	-0.2%
Construction	5,345	4.8%	-2.7%	-1.3%
Manufacturing	19,196	17.2%	-0.2%	4.8%
Trade, Transportation and Utilities	23,776	21.4%	-1.2%	2.7%
Information	575	0.5%	-1.0%	11.9%
Financial Activities	4,181	3.8%	-7.4%	3.7%
Professional and Business Services	7,022	6.3%	-4.4%	0.4%
Education and Health Services	30,880	27.7%	-0.6%	0.9%
Leisure and Hospitality	10,672	9.6%	-2.5%	-0.8%
Other Services	2,366	2.1%	-2.8%	4.9%
Public Administration	6,240	5.6%	-2.9%	-5.7%

Employment by Size Class (1st Quarter 2022)



Employment by Ownership (1st Quarter 2022)



Employment by Industry (1st Quarter 2022)

