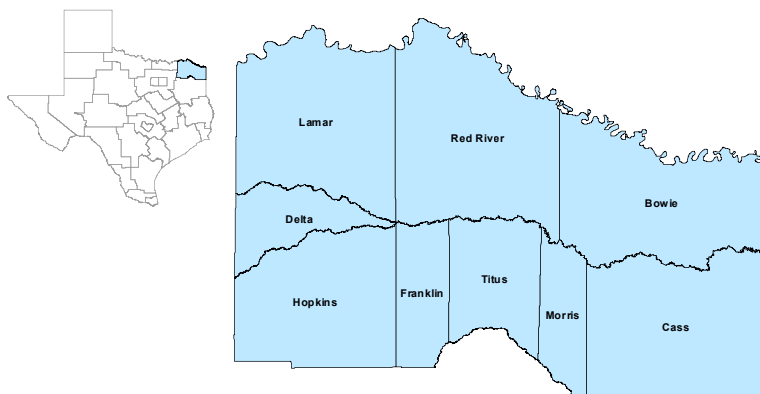


Northeast Texas Workforce Development Area



July 2022

WDA Labor Force Statistics

	Jul-22	Jun-22	Jul-21	Yearly Change
Civilian Labor Force	125,004	124,731	124,582	422
Employed	119,196	118,843	117,334	1,862
Unemployed	5,808	5,888	7,248	-1,440
Unemployment Rate	4.6%	4.7%	5.8%	-1.2%

Texas Labor Force Statistics

	Jul-22	Jun-22	Jul-21	Yearly Change
Civilian Labor Force	14,601,731	14,584,377	14,252,822	348,909
Employed	13,971,714	13,945,230	13,421,359	550,355
Unemployed	630,017	639,147	831,463	-201,446
Unemployment Rate	4.3%	4.4%	5.8%	-1.5%

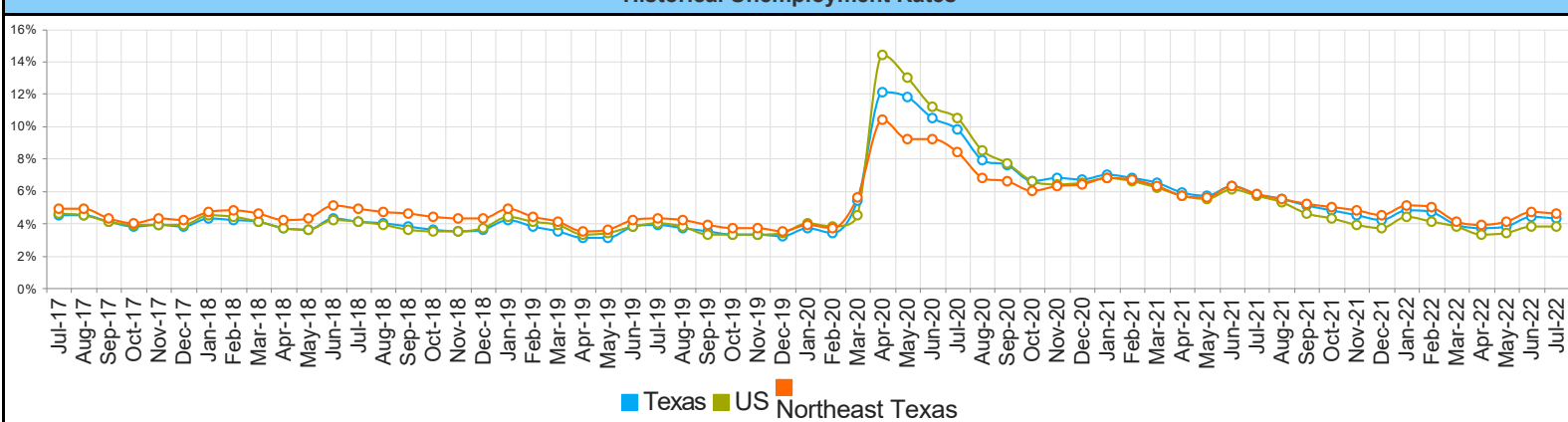
US Labor Force Statistics

	Jul-22	Jun-22	Jul-21	Yearly Change
Civilian Labor Force	165,321,000	165,012,000	162,817,000	2,504,000
Employed	159,067,000	158,678,000	153,596,000	5,471,000
Unemployed	6,255,000	6,334,000	9,221,000	-2,966,000
Unemployment Rate	3.8%	3.8%	5.7%	-1.9%

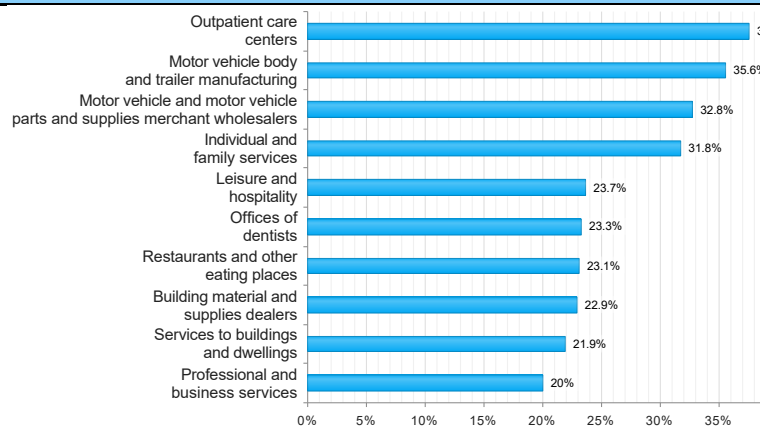
Continued Claims for the Week of the 12th

	Jul-22	Jun-22	Jul-21	Yearly Change
WDA	731	688	1,219	-488
Texas	84,152	79,892	143,062	-58,910

Historical Unemployment Rates



Projected Top Ten Fastest Growing Industries in WDA (% Growth 2020-2030)



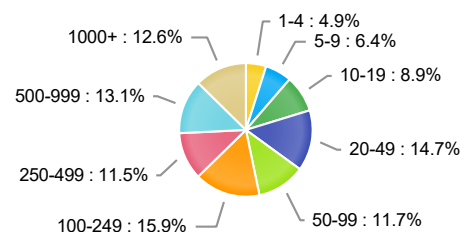
Average Weekly Wage (1st Quarter 2022)

	Q1 2022	Q4 2021	Q1 2021	Quarterly Change	Yearly Change
WDA	\$886	\$956	\$810	\$-70	\$76
Texas	\$1,369	\$1,375	\$1,259	\$-6	\$110
US	\$1,374	\$1,418	\$1,288	\$-44	\$86

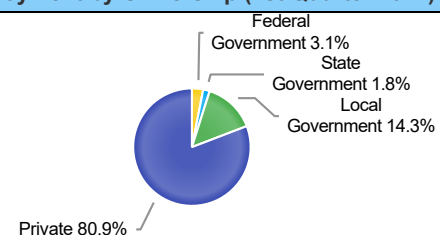
Employment by Industry (1st Quarter 2022, Percent Change)

Industry	Employment	% of Total	% Quarterly Change	% Yearly Change
Natural Resources and Mining	1,073	1.0%	-1.3%	-0.2%
Construction	5,345	4.8%	-2.7%	-1.3%
Manufacturing	19,196	17.2%	-0.2%	4.8%
Trade, Transportation and Utilities	23,776	21.4%	-1.2%	2.7%
Information	575	0.5%	-1.0%	11.9%
Financial Activities	4,181	3.8%	-7.4%	3.7%
Professional and Business Services	7,022	6.3%	-4.4%	0.4%
Education and Health Services	30,880	27.7%	-0.6%	0.9%
Leisure and Hospitality	10,672	9.6%	-2.5%	-0.8%
Other Services	2,366	2.1%	-2.8%	4.9%
Public Administration	6,240	5.6%	-2.9%	-5.7%

Employment by Size Class (1st Quarter 2022)



Employment by Ownership (1st Quarter 2022)



Employment by Industry (1st Quarter 2022)

