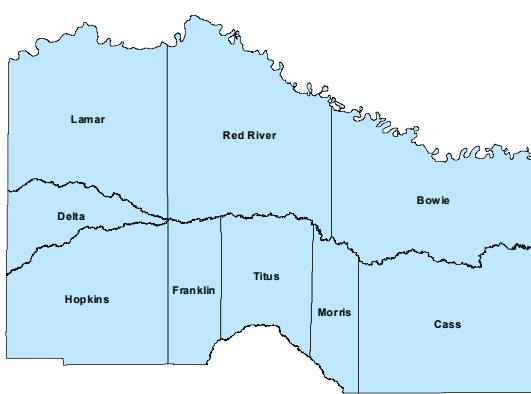
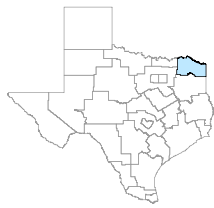


Northeast Texas Workforce Development Area

June 2022



WDA Labor Force Statistics

	Jun-22	May-22	Jun-21	Yearly Change
Civilian Labor Force	124,804	124,601	124,869	-65
Employed	118,910	119,487	117,015	1,895
Unemployed	5,894	5,114	7,854	-1,960
Unemployment Rate	4.7%	4.1%	6.3%	-1.6%

Texas Labor Force Statistics

	Jun-22	May-22	Jun-21	Yearly Change
Civilian Labor Force	14,585,252	14,500,218	14,216,135	369,117
Employed	13,945,797	13,946,458	13,313,724	632,073
Unemployed	639,455	553,760	902,411	-262,956
Unemployment Rate	4.4%	3.8%	6.3%	-1.9%

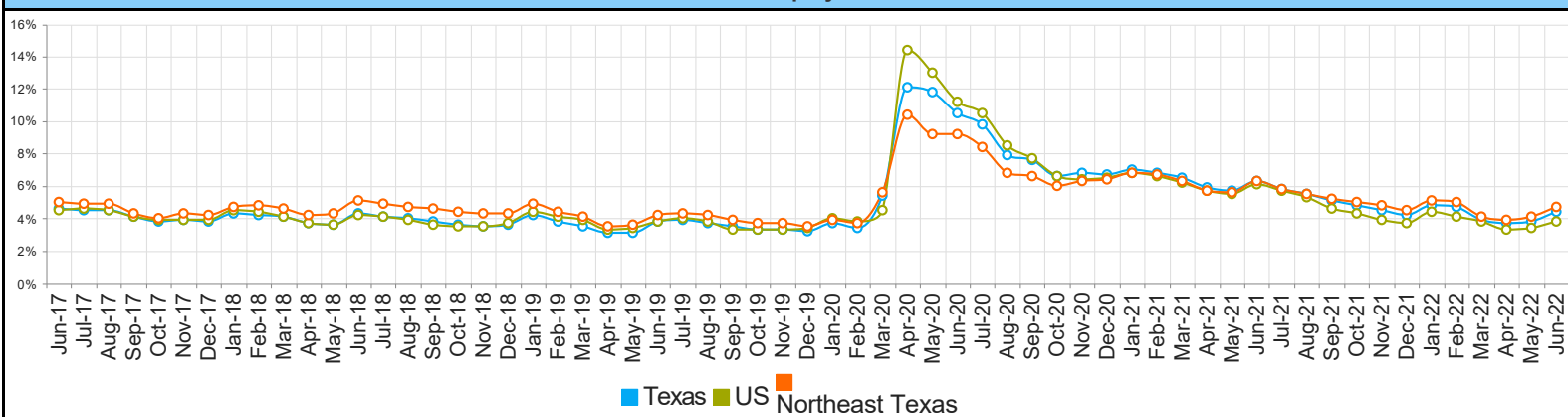
US Labor Force Statistics

	Jun-22	May-22	Jun-21	Yearly Change
Civilian Labor Force	165,012,000	164,157,000	162,167,000	2,845,000
Employed	158,678,000	158,609,000	152,283,000	6,395,000
Unemployed	6,334,000	5,548,000	9,883,000	-3,549,000
Unemployment Rate	3.8%	3.4%	6.1%	-2.3%

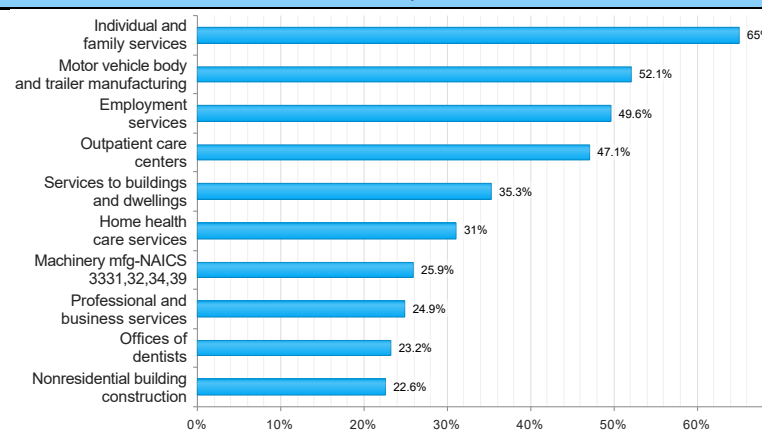
Continued Claims for the Week of the 12th

	Jun-22	May-22	Jun-21	Yearly Change
WDA	679	619	1,190	-511
Texas	78,565	72,036	141,743	-63,178

Historical Unemployment Rates



Projected Top Ten Fastest Growing Industries in WDA (% Growth 2018-2028)



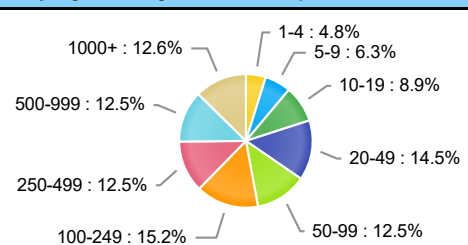
Average Weekly Wage (4th Quarter 2021)

	Q4 2021	Q3 2021	Q4 2020	Quarterly Change	Yearly Change
WDA	\$959	\$868	\$928	\$91	\$31
Texas	\$1,376	\$1,227	\$1,294	\$149	\$82
US	\$1,418	\$1,251	\$1,339	\$167	\$79

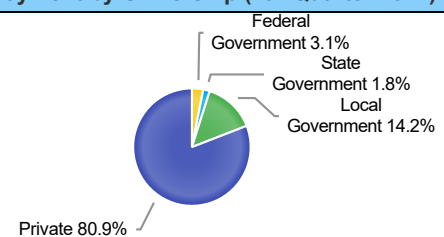
Employment by Industry (4th Quarter 2021, Percent Change)

Industry	Employment	% of Total	% Quarterly Change	% Yearly Change
Natural Resources and Mining	1,086	1.0%	1.1%	-2.8%
Construction	5,485	4.9%	-1.9%	2.2%
Manufacturing	19,280	17.1%	1.9%	5.5%
Trade, Transportation and Utilities	24,088	21.3%	2.1%	4.5%
Information	579	0.5%	3.8%	16.0%
Financial Activities	4,121	3.7%	0.6%	2.0%
Professional and Business Services	7,334	6.5%	0.5%	3.5%
Education and Health Services	31,024	27.5%	2.7%	0.1%
Leisure and Hospitality	11,053	9.8%	-3.7%	2.4%
Other Services	2,425	2.1%	1.4%	8.3%
Public Administration	6,424	5.7%	-2.6%	-4.2%

Employment by Size Class (4th Quarter 2021)



Employment by Ownership (4th Quarter 2021)



Employment by Industry (4th Quarter 2021)

