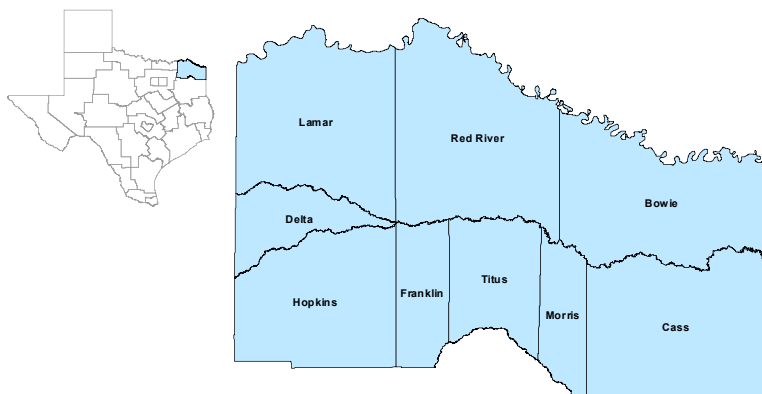


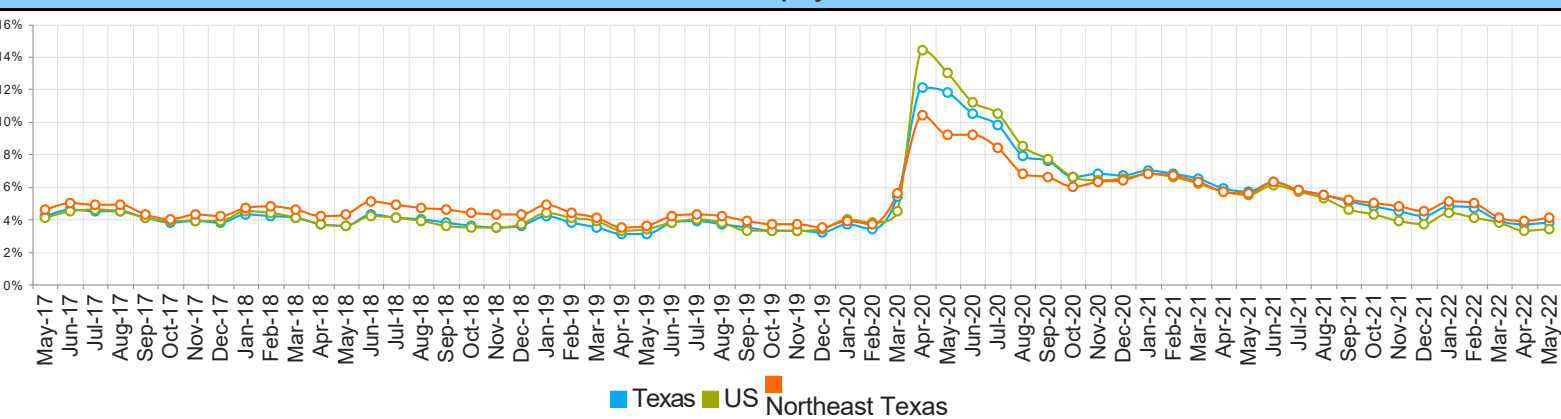
Northeast Texas Workforce Development Area



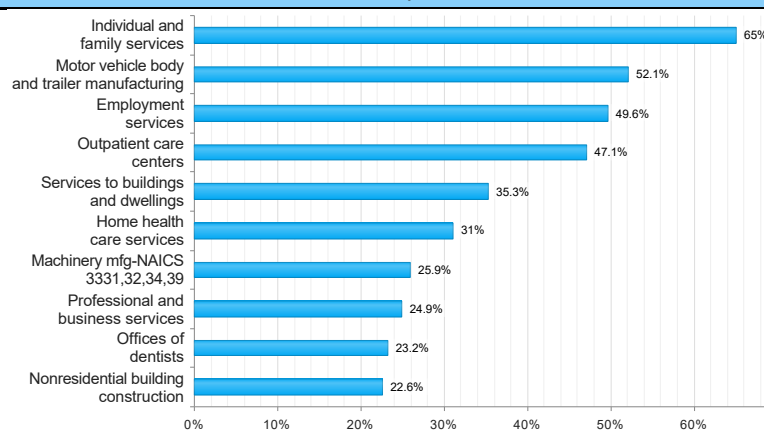
May 2022

WDA Labor Force Statistics				
	May-22	Apr-22	May-21	Yearly Change
Civilian Labor Force	124,583	124,322	124,783	-200
Employed	119,459	119,457	117,836	1,623
Unemployed	5,124	4,865	6,947	-1,823
Unemployment Rate	4.1%	3.9%	5.6%	-1.5%
Texas Labor Force Statistics				
	May-22	Apr-22	May-21	Yearly Change
Civilian Labor Force	14,500,613	14,462,598	14,123,599	377,014
Employed	13,946,477	13,932,592	13,325,028	621,449
Unemployed	554,136	530,006	798,571	-244,435
Unemployment Rate	3.8%	3.7%	5.7%	-1.9%
US Labor Force Statistics				
	May-22	Apr-22	May-21	Yearly Change
Civilian Labor Force	164,157,000	163,449,000	160,607,000	3,550,000
Employed	158,609,000	157,991,000	151,778,000	6,831,000
Unemployed	5,548,000	5,458,000	8,829,000	-3,281,000
Unemployment Rate	3.4%	3.3%	5.5%	-2.1%
Continued Claims for the Week of the 12th				
	May-22	Apr-22	May-21	Yearly Change
WDA	612	640	1,273	-661
Texas	70,921	72,165	152,914	-81,993

Historical Unemployment Rates



Projected Top Ten Fastest Growing Industries in WDA (% Growth 2018-2028)



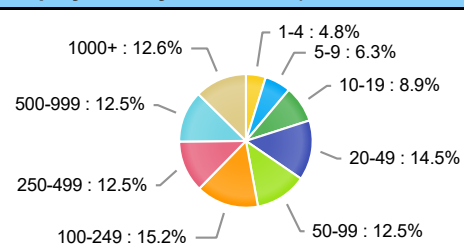
Average Weekly Wage (4th Quarter 2021)

	Q4 2021	Q3 2021	Q4 2020	Quarterly Change	Yearly Change
WDA	\$959	\$868	\$928	\$91	\$31
Texas	\$1,376	\$1,227	\$1,294	\$149	\$82
US	\$1,418	\$1,251	\$1,339	\$167	\$79

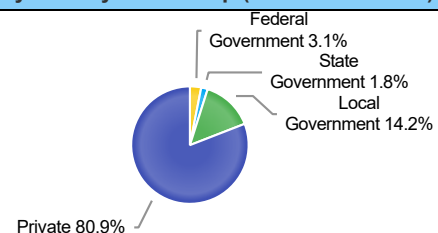
Employment by Industry (4th Quarter 2021, Percent Change)

Industry	Employment	% of Total	% Quarterly Change	% Yearly Change
Natural Resources and Mining	1,086	1.0%	1.1%	-2.8%
Construction	5,485	4.9%	-1.9%	2.2%
Manufacturing	19,280	17.1%	1.9%	5.5%
Trade, Transportation and Utilities	24,088	21.3%	2.1%	4.5%
Information	579	0.5%	3.8%	16.0%
Financial Activities	4,121	3.7%	0.6%	2.0%
Professional and Business Services	7,334	6.5%	0.5%	3.5%
Education and Health Services	31,024	27.5%	2.7%	0.1%
Leisure and Hospitality	11,053	9.8%	-3.7%	2.4%
Other Services	2,425	2.1%	1.4%	8.3%
Public Administration	6,424	5.7%	-2.6%	-4.2%

Employment by Size Class (4th Quarter 2021)



Employment by Ownership (4th Quarter 2021)



Employment by Industry (4th Quarter 2021)

