

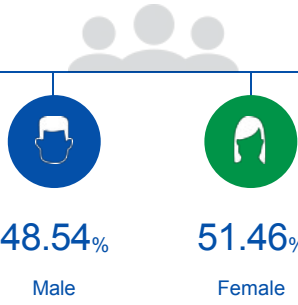
# People



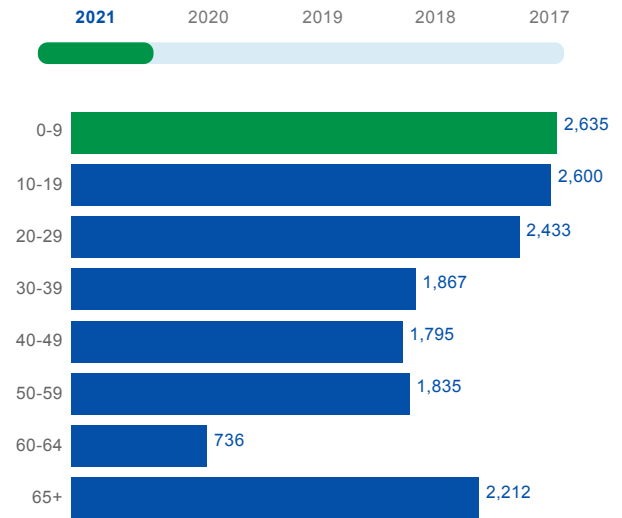
The total population of Mount Pleasant is 16,113. The median age is 30.96

## 16,113

Total Population



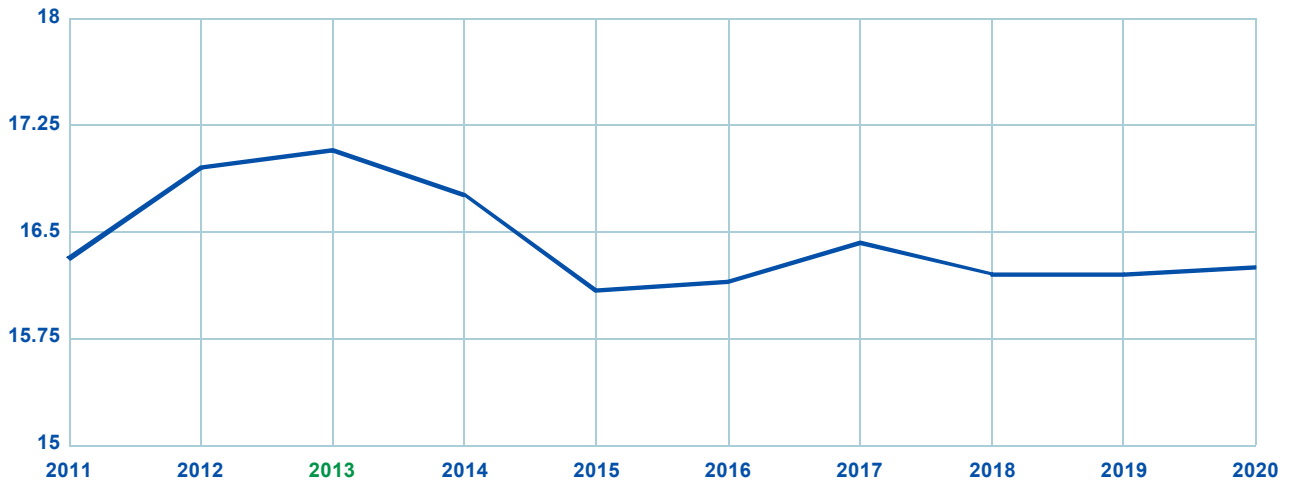
### Age Distribution



### Median Age

## 31

Population Growth (in thousands)



## Educational Attainment



22.44% of the population in Mount Pleasant have an Associate's degree or higher. 74.97% have a high school degree or higher.



< Grade 9  
**14.01%**



Grade 9-12  
**11.01%**



High School  
**33.04%**



Some College  
**19.49%**



Assoc Degree  
**6.81%**



Bach Degree  
**10.63%**



Grad Degree  
**5%**



offer Associate's Degree or Certificate



offer Bachelor's Degree or Higher

# Labor Force

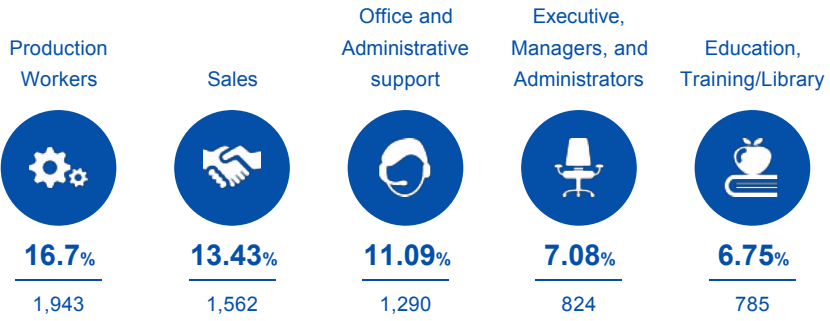
Mount Pleasant has a labor force of 7,649 people.

# 7,649

Labor Force

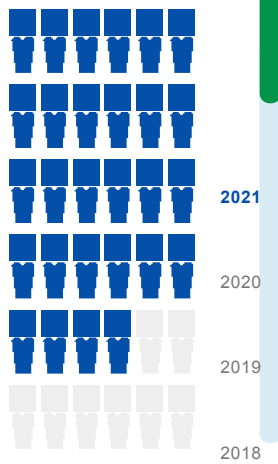
## Talent

Where are the top jobs by occupation?



Total Employees

# 11,635



The work distribution of total employees in Mount Pleasant is:



Total Establishments

# 841



## Businesses and Jobs

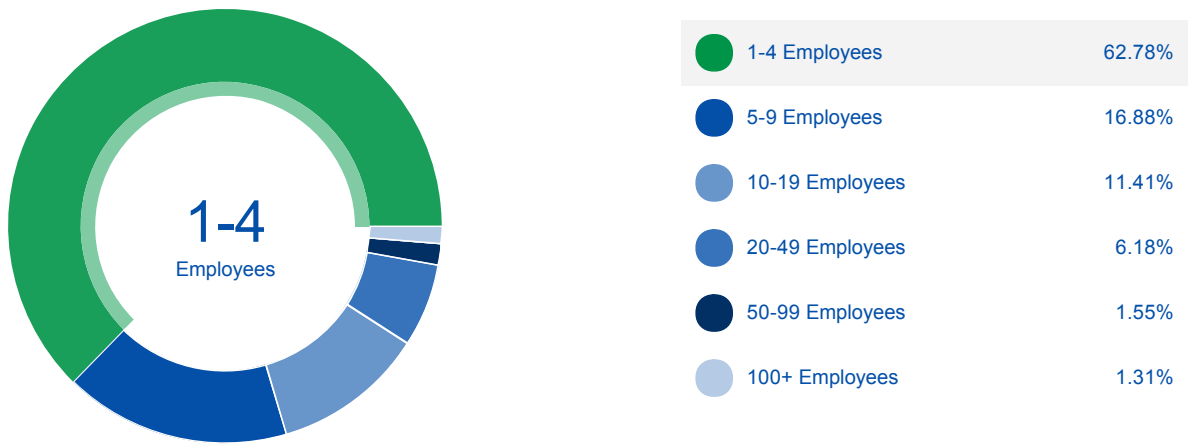


Mount Pleasant has a total of 841 businesses. In 2021, the leading industries in Mount Pleasant were Manufacturing, Retail, Health Care and Social Services, and Education.

What are the top industries by jobs?



How many employees do businesses in Mount Pleasant have?



## Income and Spending



Households in Mount Pleasant earn a median yearly income of \$51,798. 27.3% of the households earn more than the national average each year. Household expenditures average \$48,860 per year. The majority of earnings get spent on Shelter, Transportation, Food and Beverages, Health Care, and Utilities.



**\$51,798**

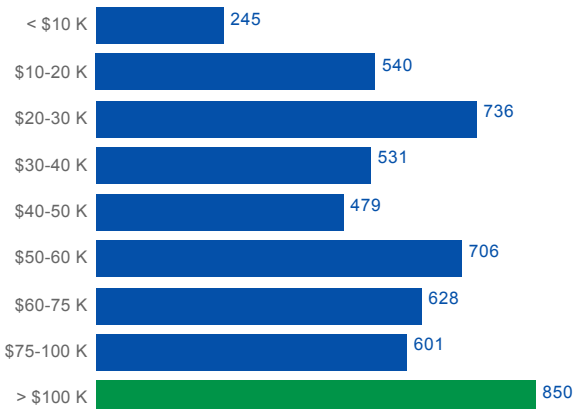
Median Household Income

**5%** less than the county

**21%** less than the state

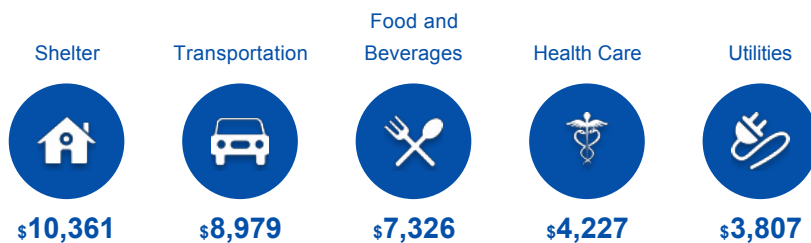
**23%** less than the nation

### Income Distribution



### How do people spend most of their money?

PER HOUSEHOLD



**\$48,860**

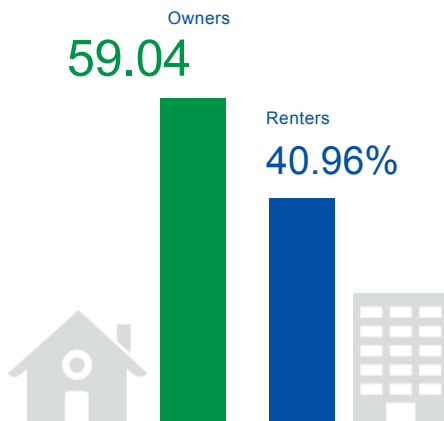
Median Household Expenditure

## Housing



There are 44% more households who own their homes than there are renters.

### Owners vs. Renters



## Transportation



Residents spend an average of 15 minutes commuting to work. Mount Pleasant is served by 13 airports within 50 miles. Rail can be accessed within the community. Interstates can be accessed within the community.



15min

Commute Travel Time



1 + 13(+50 miles)

Airports in Community



Interstate

In Community



Freight Rail

In Community

## Taxes



Top State Corporate Income Tax

0%

Top State Corporate Capital Gains Tax

0%

Top State Personal Income Tax

0%

Top State Personal Capital Gains Tax

0%

State Sales Tax

6.25%