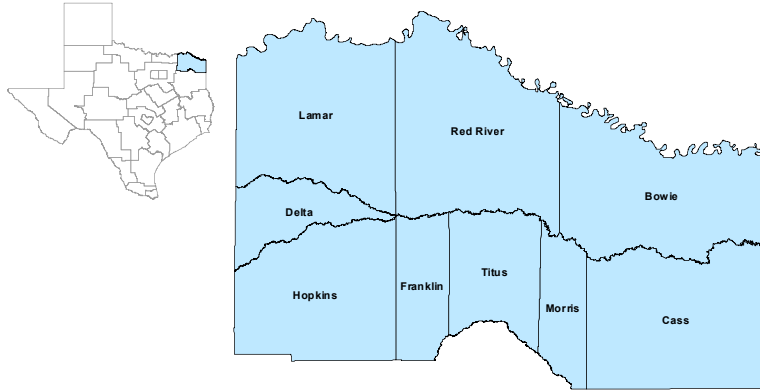


North East Workforce Development Area



October 2019

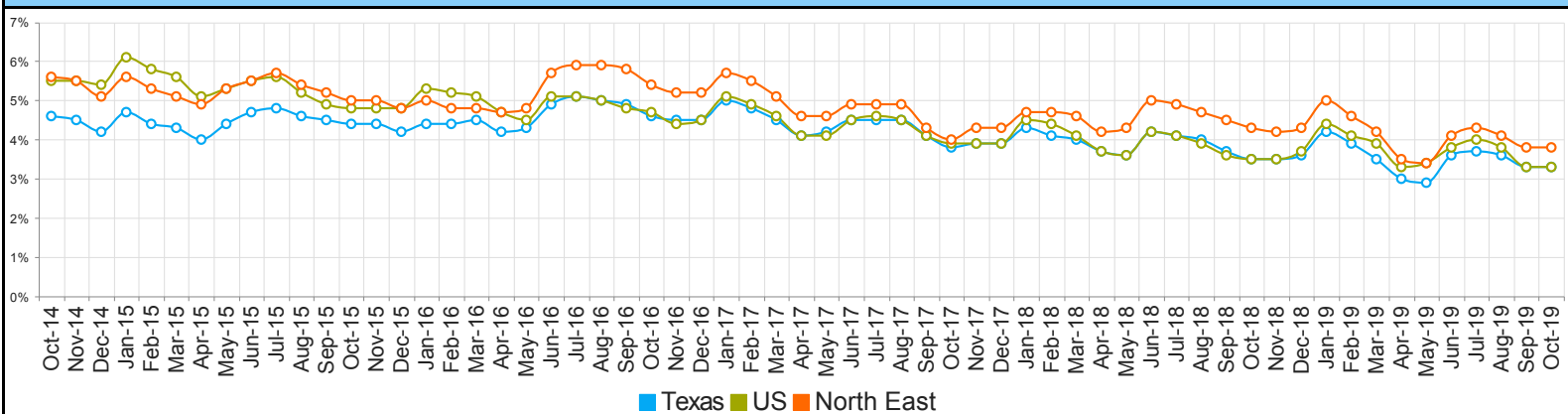
WDA Labor Force Statistics				
	Oct-19	Sep-19	Oct-18	Yearly Change
Civilian Labor Force	123,434	123,104	123,191	243
Employed	118,805	118,415	117,858	947
Unemployed	4,629	4,689	5,333	-704
Unemployment Rate	3.8%	3.8%	4.3%	-0.5%

Texas Labor Force Statistics				
	Oct-19	Sep-19	Oct-18	Yearly Change
Civilian Labor Force	14,189,091	14,113,138	13,901,088	288,003
Employed	13,721,100	13,641,611	13,411,884	309,216
Unemployed	467,991	471,527	489,204	-21,213
Unemployment Rate	3.3%	3.3%	3.5%	-0.2%

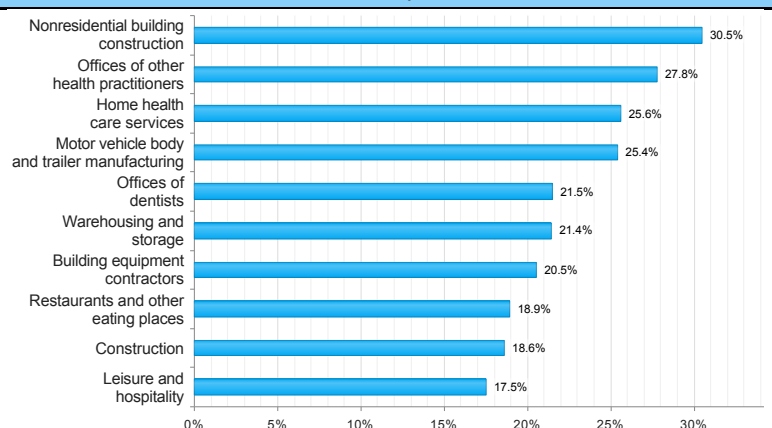
US Labor Force Statistics				
	Oct-19	Sep-19	Oct-18	Yearly Change
Civilian Labor Force	164,576,000	163,943,000	162,723,000	1,853,000
Employed	159,067,000	158,478,000	156,952,000	2,115,000
Unemployed	5,510,000	5,465,000	5,771,000	-261,000
Unemployment Rate	3.3%	3.3%	3.5%	-0.2%

Continued Claims for the Week of the 12th				
	Oct-19	Sep-19	Oct-18	Yearly Change
WDA	797	812	959	-162
Texas	89,168	90,115	80,424	8,744

Historical Unemployment Rates



Projected Top Ten Fastest Growing Industries in WDA (% Growth 2016-2026)

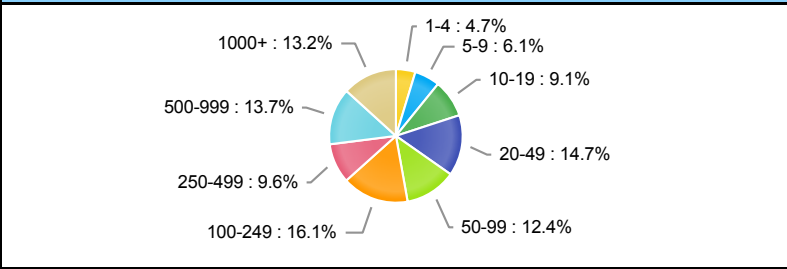


Average Weekly Wage (2nd Quarter 2019)					
	Q2 2019	Q1 2019	Q2 2018	Quarterly Change	Yearly Change
WDA	\$777	\$775	\$763	\$2	\$14
Texas	\$1,102	\$1,204	\$1,062	\$-102	\$40
US	\$1,095	\$1,184	\$1,055	\$-89	\$40

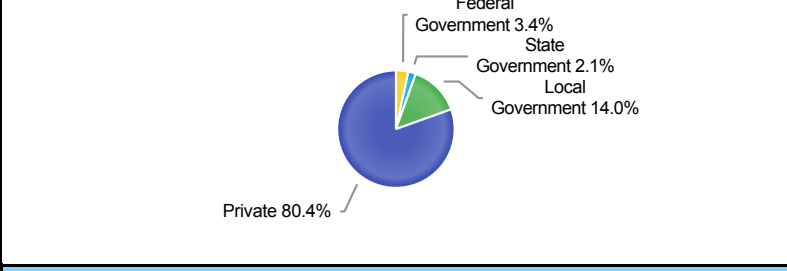
Employment by Industry (2nd Quarter 2019, Percent Change)

Industry	Employment	% of Total	% Quarterly Change	% Yearly Change
Natural Resources and Mining	1,266	1.1%	0.7%	-4.0%
Construction	5,232	4.7%	5.3%	7.7%
Manufacturing	18,342	16.4%	0.9%	3.0%
Trade, Transportation and Utilities	23,188	20.7%	1.4%	0.7%
Information	610	0.5%	3.9%	-3.2%
Financial Activities	4,158	3.7%	0.7%	-3.0%
Professional and Business Services	6,789	6.1%	0.8%	4.1%
Education and Health Services	31,238	27.9%	0.8%	1.9%
Leisure and Hospitality	11,583	10.4%	5.8%	3.7%
Other Services	2,416	2.2%	3.6%	-1.1%
Public Administration	6,967	6.2%	-0.5%	-1.3%

Employment by Size Class (2nd Quarter 2019)



Employment by Ownership (2nd Quarter 2019)



Employment by Industry (2nd Quarter 2019)

