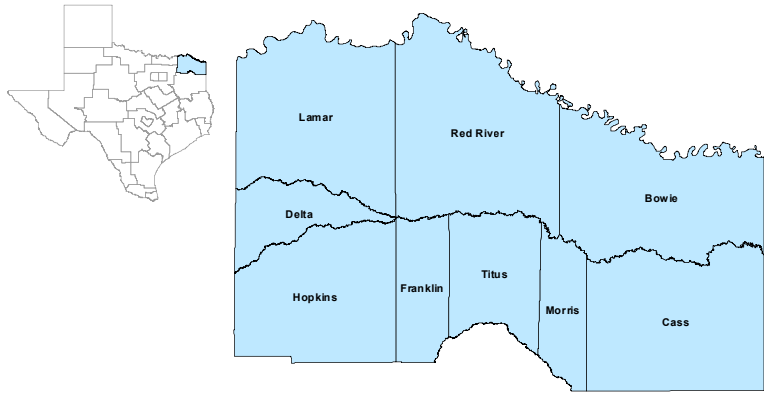


North East Workforce Development Area



September 2019

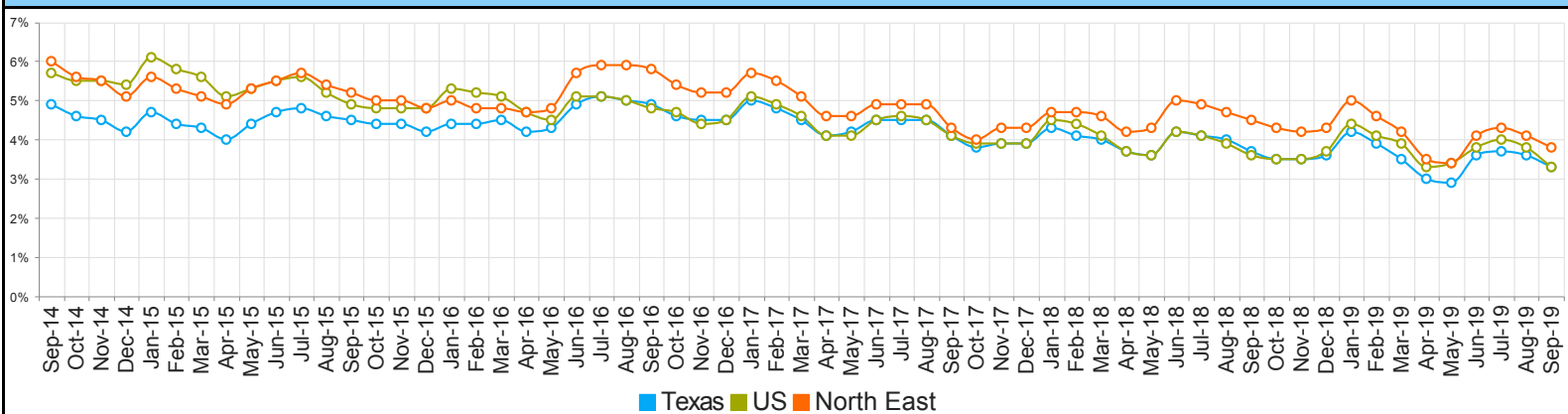
WDA Labor Force Statistics				
	Sep-19	Aug-19	Sep-18	Yearly Change
Civilian Labor Force	123,058	122,298	123,060	-2
Employed	118,369	117,226	117,495	874
Unemployed	4,689	5,072	5,565	-876
Unemployment Rate	3.8%	4.1%	4.5%	-0.7%

Texas Labor Force Statistics				
	Sep-19	Aug-19	Sep-18	Yearly Change
Civilian Labor Force	14,112,718	14,015,597	13,849,870	262,848
Employed	13,641,101	13,508,829	13,337,031	304,070
Unemployed	471,617	506,768	512,839	-41,222
Unemployment Rate	3.3%	3.6%	3.7%	-0.4%

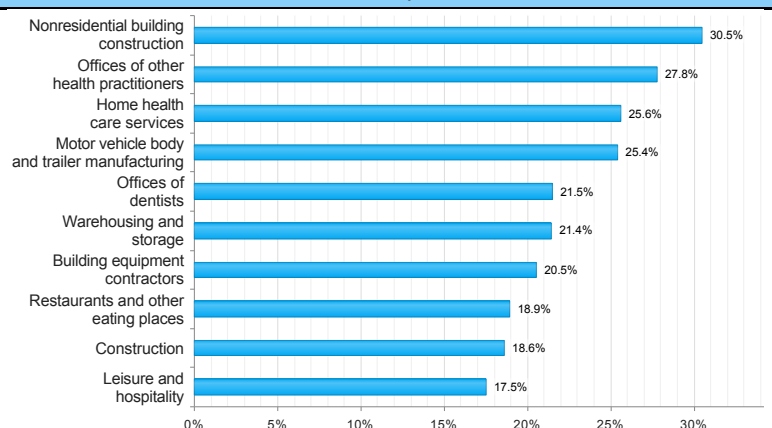
US Labor Force Statistics				
	Sep-19	Aug-19	Sep-18	Yearly Change
Civilian Labor Force	163,943,000	164,019,000	161,958,000	1,985,000
Employed	158,478,000	157,816,000	156,191,000	2,287,000
Unemployed	5,465,000	6,203,000	5,766,000	-301,000
Unemployment Rate	3.3%	3.8%	3.6%	-0.3%

Continued Claims for the Week of the 12th				
	Sep-19	Aug-19	Sep-18	Yearly Change
WDA	805	860	1,017	-212
Texas	89,379	94,973	85,927	3,452

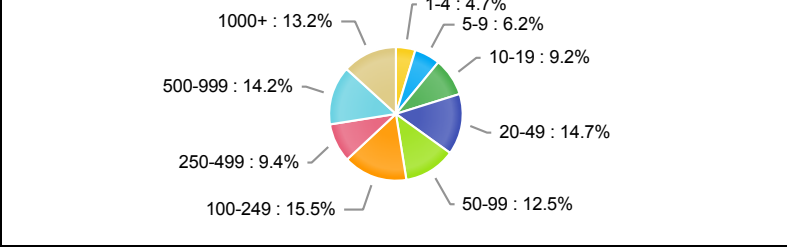
Historical Unemployment Rates



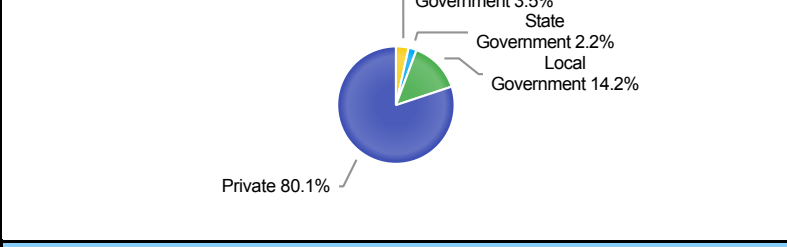
Projected Top Ten Fastest Growing Industries in WDA (% Growth 2016-2026)



Employment by Size Class (1st Quarter 2019)



Employment by Ownership (1st Quarter 2019)



Average Weekly Wage (1st Quarter 2019)					
	Q1 2019	Q4 2018	Q1 2018	Quarterly Change	Yearly Change
WDA	\$774	\$804	\$759	-\$30	\$15
Texas	\$1,204	\$1,148	\$1,168	\$56	\$36
US	\$1,184	\$1,144	\$1,152	\$40	\$32

Employment by Industry (1st Quarter 2019, Percent Change)

Industry	Employment	% of Total	% Quarterly Change	% Yearly Change
Natural Resources and Mining	1,250	1.1%	-6.4%	-12.8%
Construction	4,959	4.5%	-1.1%	7.9%
Manufacturing	18,220	16.6%	2.5%	3.4%
Trade, Transportation and Utilities	22,843	20.8%	-1.2%	-0.6%
Information	586	0.5%	1.6%	-16.8%
Financial Activities	4,141	3.8%	-1.4%	-3.3%
Professional and Business Services	6,718	6.1%	0.9%	4.3%
Education and Health Services	30,991	28.2%	0.3%	1.4%
Leisure and Hospitality	10,967	10.0%	-0.1%	3.0%
Other Services	2,327	2.1%	0.2%	-2.3%
Public Administration	7,004	6.4%	0.2%	-1.7%

Employment by Industry (1st Quarter 2019)

